


### RM0302ZZ-XXXXWN-90 Features:

- Single-Sided Terminals w/ Backplane Configuration
- Solder, Epoxy or Wirebondable Terminals
- Solder or Epoxy Mount Backplane
- Customer Defined Testing Available
- RoHS Compliant or SnPb Available
- Non-Magnetic Available
- Waffle Pack Available (Standard is bulk)



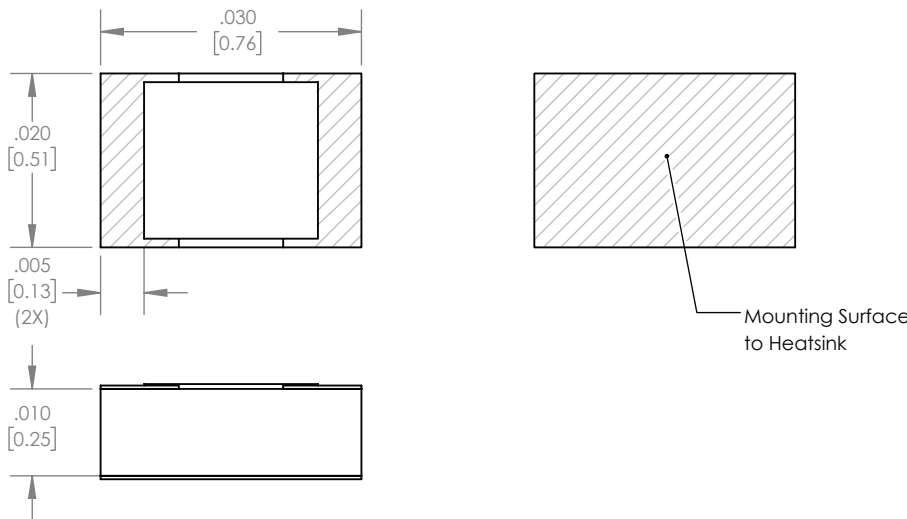
Actual Size

### RM0302ZZ-XXXXWN-90 Parameters:

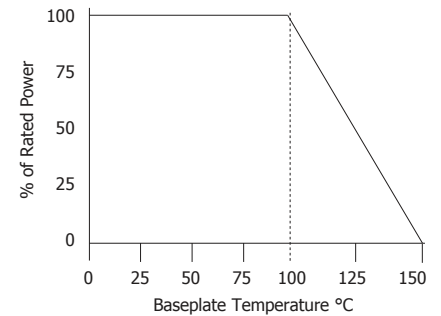
Resistance Range:	0.5Ω - 1MΩ
Rated Power:*	60mW
Construction:	Thick Film on 0.010" Al <sub>2</sub> O <sub>3</sub>
Operating Temperature:	-55 to +150°C

\* Rating based on ≤100°C constant baseplate temperature

### RM0302ZZ-XXXXWN-90 Dimensions:



### RM0302ZZ-XXXXWN-90 Power Derating Curve



Dimensions in inches [mm]  
Tolerance is ± 0.005 [0.13]  
unless otherwise stated

### Ordering Information:

### Example Part Number: RM0302CT-50R0JN-90WP

RM	0302	ZZ	-	XXXX	W	N	-	90	UU
Prefix for Resistor w/ Single-Sided Terminals and Backplane	Size	Value Code		Value Code	Tolerance	Normal Inspection	Substrate		Packaging
	0302	50R0 - 50Ω 1000 - 100Ω 1001 - 1KΩ		1002 - 10KΩ 1003 - 100KΩ 1004 - 1MΩ	F - 1% G - 2% J - 5%	Contact factory for additional options	90 - 0.010" Al <sub>2</sub> O <sub>3</sub>		Blank - Bulk WP - Waffle Pack
Terminal Metallization			RoHS	Magnetic	Solder	Epoxy	Wirebond		
AS - Tin Lead over Platinum Palladium Gold			No	No	Yes	No	No		
CB - Tin Lead over Nickel over Silver			No	Yes	Yes	No	No		
CC - 100% Matte Tin over Copper over Silver			Yes	No	Yes	No	No		
CT - 100% Matte Tin over Nickel over Silver			Yes	Yes	Yes	No	No		
EA - Gold I/O Terminals w/ Palladium Silver Backplane			Yes	No	Yes (Backplane)	Yes	Yes (I/O Terminals)		
FA - Gold I/O Terminals w/ Platinum Gold Backplane			Yes	No	Yes (Backplane)	Yes	Yes (I/O Terminals)		
GA - Gold			Yes	No	No	Yes	Yes		

Barry Industries reserves the right to change part number and/or process without notification.

**RM0302ZZ-XXXXWN-90 Reliability Specifications:**

Parameter:	Test Condition:	Results:
Short Time Overload	Apply 1.1x Rated Power for 5 Seconds.	≤ 5.0% Resistance Shift
Rated Load Life	Apply 1/2 Power Under 40°C ±2°C 90 Minutes on/ 30 Minutes off. Repeat for 100 hours	≤ 5.0% Resistance Shift
Moisture Resistance	MIL-PRF-55342 Para 4.8.9 95% RH, 25°C - 65°C	≤ 5.0% Resistance Shift
Resistance to Soldering Heat	MIL-STD-202-210 and MIL-PRF-55342 Para 4.8.8.1	≤ 5.0% Resistance Shift
Resistance to Bonding Exposure	MIL-PRF-55342 Para 4.8.8.2	≤ 5.0% Resistance Shift
Solderability	MIL-PRF-55342 Para 4.8.12	>95% Covered
High Temperature Storage	125°C ±2°C for 500 Hours	1.) ≤ 5.0% Resistance Shift 2.) No Significant Abnormality (Visual)
Thermal Shock	-65 to +150 30 Minutes Dwell, 5 Cycles	1.) ≤ 5.0% Resistance Shift 2.) No Significant Abnormality (Visual)

Barry Industries reserves the right to change part number and/or process without notification.